

## Potency Results

**Sample Name:** *Strawberry Fields*  
**Client:** CUREVANA INC

Pinnacle-Analytics.com  
 3549 Lear Way, Suite 101  
 Medford OR 97504  
 P:(541)300-8217

**Sample ID:** rC-H-302-E1856

Date Sampled: 11/03/2024

**Matrix:** Pre rolls

Date Reported: 11/06/2024

**Prep Analyst:** Steve

Client License: N/A

**Analysis Method:** 0668534+1 H4 5-24-2024 #1.lcm

For R&D Purposes Only

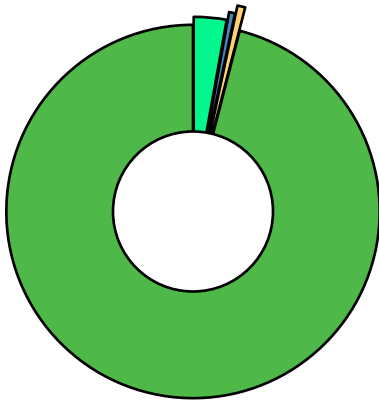
**Sampling Method:** N/A

**Reference Method:** JCB 2009: HPLC/DAD

**Analysis Batch:** 11/03/2024 H4 523, 355, 657, 453 Pre rolls

<b>Total THC</b>	19.0%
<b>Total CBD</b>	0.141%
<b>Moisture Content</b>	6.5%

Cannabinoid	% Weight	mg/g
CBDVA	<LOQ	<LOQ
CBDV	<LOQ	<LOQ
CBDA*	<LOQ	<LOQ
CBGA	<LOQ	<LOQ
CBG	0.773	7.73
CBD*	0.141	1.41
THCV	<LOQ	<LOQ
CBN	<LOQ	<LOQ
d9-THC*	0.185	1.85
d8-THC*	<LOQ	<LOQ
CBC	<LOQ	<LOQ
THCA*	19.0	190.0
<b>Total Cannabinoids</b>	<b>27.3</b>	<b>273.0</b>




- CBG
- CBD\*
- d9-THC\*
- THCA\*

\*ORELAP Accredited Analyte  
 Limit Of Quantitation: 0.1%, analyte not measured



These test results may not be altered or reproduced except in full without the permission of Pinnacle Analytics. These results were generated following the Oregon Administrative Rules and in accordance with the NELAP Institute under ORELAP License #4152  
 Report generated by Routine\_Potency\_Rev13\_8-1-2023

  
 Kris Ford, PhD  
 Lab Director



# PINNACLE — ANALYTICS —

## Quality Control Results

**Analyst:** Steve

**Analysis Batch:** 11/03/2024 H4 523, 355, 657, 453 Pre rolls

Pinnacle-Analytics.com  
3549 Lear Way, Suite 101  
Medford OR 97504  
P:(541)300-8217

	Duplicate RPD		LCS % Recovery		Method Blank	
	H-0-E4098-b	Limit	C-FL-091324	Limits	C-FB-091324	Limit
<b>CBDA</b>	2.38%	10%	98.6%	90-110%	<LOQ/2	LOQ/2
<b>CBD</b>	1.93%	30%	97.0%	90-110%	<LOQ/2	LOQ/2
<b>d9-THC</b>	<LOQ%	30%	97.8%	90-110%	<LOQ/2	LOQ/2
<b>d8-THC</b>	<LOQ%	30%	96.0%	90-110%	<LOQ/2	LOQ/2
<b>THCA</b>	<LOQ%	30%	98.4%	90-110%	<LOQ/2	LOQ/2


RPD: Relative Percent Difference between unknown sample and its duplicate

LCS: Laboratory Control Sample with known concentration

Case Comments: There were no divergences from ordinary Quality Control procedures or SOPs.



These test results may not be altered or reproduced except in full without the permission of Pinnacle Analytics. These results were generated following the Oregon Administrative Rules and in accordance with the NELAP Institute under ORELAP License #4152  
Report generated by Routine\_Potency\_Rev13\_8-1-2023

  
Kris Ford, PhD  
Lab Director